

HD 5/15 C

Practical, mobile, versatile: the HD 5/15 C cold water high-pressure cleaner for vertical and horizontal operation. With accessory storage, brass cylinder head and automatic pressure relief.



Made in Germany



Order no. **1.520-930.0**

- Automatic pressure relief
- For horizontal and vertical operation
- Save time and energy: EASY!Force high-pressure gun and EASY!Lock quick-release fasteners

Technical data

EAN code		4054278164588
Supply voltage	Ph / V / Hz	1 / 230 / 50
Flow rate	l/h	500
Inlet temperature	°C	60
Working pressure	bar / MPa	150 / 15
Max. pressure	bar / MPa	200 / 20
Connected load	kW	2.8
Power cable	m	5
Nozzle size	mm	32
Water inlet		3/4"
Colour		anthracite
Weight (with accessories)	kg	25.7
Weight incl. packaging	kg	27.9
Dimensions (L × W × H)	mm	380 × 360 × 930

Equipment

Spray gun		EASY!Force
High-pressure hose length	m	10
High-pressure hose specification		DN 6, 200 bar
Spray lance	mm	840
Triple nozzle (0° / 25° / 40°)		manual
Cleaning agent function		Suction
Pressure switch-off		■

■ Included in the scope of supply.



Save time and energy: EASY!Force high-pressure gun and EASY!Lock quick-release fasteners

- Fatigue-free work at last: the EASY!Force high pressure gun.
- EASY!Lock quick-release couplings: durable and robust. And five times faster than screws.



Portability

- Integrated carrying handle on the front of the machine enables easy loading and convenient transport.
- Push handle can be retracted at the push of a button.
- Compact construction style.



Flexibility

- Vertical and horizontal operation possible.
- The wheels are not on during horizontal operation. As such, the machine offers maximum stability.
- Separate park and transport position for the spray unit.

ACCESSORIES FOR HD 5/15 C 1.520-930.0



		Order no.	Description	
TRIGGER GUNS				
Spray guns				
EASY!Force Advanced	1	4.118-005.0	Effortless, not energy-sapping: the EASY!Force high-pressure gun uses the recoil force of the high-pressure jet to reduce the holding force for the operator to zero.	■
EASY!Force conversion kit 1 - from high-pressure hose	2	4.111-050.0	For retrofitting Kärcher high-pressure cleaners with existing high-pressure hose: EASY!Force conversion kit 1 with EASY!Force high-pressure gun, spray lance and all adapters through to the nozzle.	□
EASY!Force conversion kit 2 - from machine	3	4.111-051.0	Developed for retrofitting existing high-pressure cleaners from Kärcher: EASY!Force conversion kit 2 with EASY!Force high-pressure gun, spray lance, high-pressure hose and necessary adapters.	□
EASY!Force conversion kit 3 - high-pressure gun	4	4.111-052.0	Compatible with existing high-pressure hose and spray lance: EASY!Force conversion kit 3, incl. EASY!Force trigger gun and all necessary adapters for upgrading your high-pressure cleaner.	□
SPRAY LANCES				
Rotating spray lances				
Spray lance, 840 mm, rotatable	5	4.112-006.0	850 mm stainless steel lance (manual coupling) with ergonomic handle for ease of use and protection. Rotatable 360° under pressure.	■
LED nozzle light	6	2.680-002.0	Bright, lightweight LED work light for direct mounting on spray lance of EASY!Force high-pressure gun. Better view in unfavourable lighting conditions for up to 5 working hours.	□
Spray lance, 250 mm, rotatable	7	4.112-027.0	Spray lance, 250 mm, rotatable, ergonomic	□
Spray lance, 400 mm, rotatable	8	4.112-024.0	Spray lance, 400 mm, rotatable, ergonomic	□
Spray lance, 600 mm, rotatable	9	4.112-007.0	600 mm stainless steel lance (manual coupling) with ergonomic handle for ease of use and protection. Rotatable 360° under pressure.	□
Spray lance, 1050 mm, rotatable	10	4.112-000.0	1050 mm stainless steel lance (manual coupling) with ergonomic handle for ease of use and protection. Rotatable 360° under pressure.	□
Spray lance, 1550 mm, rotatable	11	4.112-018.0	1550 mm stainless steel lance (manual coupling) with ergonomic handle for ease of use and protection. Rotatable 360° under pressure.	□
Spray lance, 2050 mm, rotatable	12	4.112-021.0	2050 mm stainless steel lance (manual coupling) with ergonomic handle for ease of use and protection. Rotatable 360° under pressure.	□
Spray lance extender, 1000 mm	13	4.112-048.0	Spray lance extension with EASY!Lock connection. Length 1000 mm.	□
Double lance				
Double lance, 960 mm	14	2.112-016.0	960 mm double lance for variable pressure adjustment on handle at full water flow rate. Suitable for agricultural use (e.g. stable cleaning).	□

■ Included in the scope of supply. □ Available accessories.

ACCESSORIES FOR HD 5/15 C 1.520-930.0



	Order no.	Description	
SPRAY LANCES			
Angular spray lance			
Spray lance for toilets and rain gutters	15	4.112-029.0	Stainless steel lance WC and gutter with nozzle insert. Specially shaped for effective and hygienic cleaning of gutters and toilets. <input type="checkbox"/>
Flexible spray lance			
Flexible lance, 1050 mm	16	4.112-035.0	1050 mm flexible lance with variable bend from 20° to 140°, ideal for cleaning difficult to reach areas, e.g. gutters. <input type="checkbox"/>
High pressure articulated joint	17	4.112-057.0	For hard-to-reach areas: High-pressure articulated joint with infinite angle adjustment up to 120°. Simply attach directly to the spray lance of the pressure washer. <input type="checkbox"/>
Gutter cleaner			
Gutter cleaning lance	18	2.112-015.0	The lance is suited for cleaning of gutter systems. Because of the shape of the lance and the special nozzle the gutter can be cleaned without removing the cover plates. <input type="checkbox"/>
Undercarriage spray lance			
Underbody lance	19	4.112-032.0	Stainless steel lance for effective and easy underbody and wheel arch cleaning. Without high-pressure nozzle. <input type="checkbox"/>
Additional handle			
Additional handle for EASY!Lock spray lances	20	4.321-380.0	Comfortable in every situation - the additional handle is easy to attach to the spray lance of our new EASY!Lock generation and makes work easier by allowing you to adjust your posture to suit the particular task. Regularly changing your posture relieves the strain on your body, making work more relaxed. Thanks to the 360°-rotatable spray lance, the additional handle can simply be fully rotated whilst working for greater flexibility. <input type="checkbox"/>
PowerControl spray lance			
PowerControl spray lance 034	21	4.112-045.0	Infinitely variable pressure adjustment during operation directly in the operator's gripping area, especially for machines without servo control function. The cleaning performance can be adapted to the respective task in an instant. The low pressure mode for the application of the cleaning agent and the adjustment of the jet level round off the product. <input type="checkbox"/>
MULTIPLE-JET NOZZLES			
Triple nozzles			
Triple nozzle, 032	22	4.117-027.0	Triple nozzle with manual nozzle changeover. Convenient spray adjustment. For machines with an injector, the low-pressure flat stream is useful for cleaning agent suction and application. <input checked="" type="checkbox"/>
HIGH-PRESSURE HOSES			
Standard with unions on both sides			
High-pressure hose, 10 m, ID 6, 250 bar, 2 × EASY!Lock	23	6.110-034.0	10 m long high-pressure hose with EASY!Lock manual screw fitting on both sides. Nominal size DN 6, suitable up to 250 bar. <input checked="" type="checkbox"/>
High-pressure hose, 10 m, ID 10, 220 bar, 2 × EASY!Lock	24	6.110-041.0	Impressive values and basic equipment: 10 m long high-pressure hose (DN 10) developed for pressures up to 220 bar. <input type="checkbox"/>
High-pressure hose, 10 m, ID 6, 250 bar, 2 × EASY!Lock	25	6.110-035.0	10 m long high-pressure hose (DN 6) equipped with EASY!Lock manual screw fitting on both sides. Suitable up to 250 bar and with ANTI!Twist. <input type="checkbox"/>
High-pressure hose, 10 m, ID 6, 300 bar, 2 × EASY!Lock	26	6.110-056.0	High-pressure hose (DN 6) equipped with ANTI!Twist and the new EASY!Lock manual screw fitting on both sides. For pressures up to 300 bar. 10 m long. <input type="checkbox"/>
High-pressure hose, 10 m, ID 8, 315 bar, 2 × EASY!Lock	27	6.110-031.0	High-pressure hose (DN 8) suitable up to 315 bar pressure. With innovative EASY!Lock manual screw fitting on both sides, ANTI!Twist and 10 m long. <input type="checkbox"/>
High-pressure hose, 15 m, ID 8, 315 bar, 2 × EASY!Lock	28	6.110-030.0	15 m long high-pressure hose, DN 8, with ANTI!Twist and time-saving EASY!Lock manual screw fitting on both sides. <input type="checkbox"/>

■ Included in the scope of supply. Available accessories.

ACCESSORIES FOR HD 5/15 C 1.520-930.0



25, 27-30



24, 31



32




33-34, 36



35



37



38



39




40-42

	Order no.	Description		
HIGH-PRESSURE HOSES				
Standard with unions on both sides				
High-pressure hose, 20 m, ID 8, 315 bar, 2 × EASY!Lock	29	6.110-032.0	20 m long high-pressure hose (DN 8) equipped with the time-saving and robust EASY!Lock manual screw fitting on both sides. Approved for pressures up to 315 bar.	<input type="checkbox"/>
High-pressure hose, 30 m, ID 8, 315 bar, 2 × EASY!Lock	30	6.110-014.0	Comfortable length (30 m) and innovative EASY!Lock manual screw fitting: High-pressure hose (DN 8) with ANTI!Twist for pressures up to 315 bar.	<input type="checkbox"/>
High-pressure hose, 15 m, ID 10, 220 bar, 2 × EASY!Lock	31	6.110-042.0	Equipped with innovative EASY!Lock manual screw fitting and suitable for pressures up to 220 bar: 15 m long high-pressure hose (DN 10).	<input type="checkbox"/>
High-pressure hose, 20 m, ID 10, 220 bar, 2 × EASY!Lock	32	6.110-043.0	20 m in length and the extremely time-saving and comfortable EASY!Lock manual screw fitting on both sides are some of the main features of this high-pressure hose (DN 10).	<input type="checkbox"/>
High-pressure hose, 25 m, ID 10, 220 bar, 2 × EASY!Lock	33	6.110-044.0	Impressive values and basic equipment: 25 m long high-pressure hose (DN 10) developed for pressures up to 220 bar.	<input type="checkbox"/>
High-pressure hose, 40 m, ID 10, 220 bar, 2 × EASY!Lock	34	6.110-045.0	40 m long high-pressure hose with EASY!Lock system for the time-saving manual screw connection (both sides). Nominal size (DN) 10, working pressure up to 220 bar.	<input type="checkbox"/>
High-pressure hose, 15 m, ID 12, 210 bar, 2 × EASY!Lock	35	6.110-059.0	Designed for working pressures up to 250 bar: High-pressure hose (DN 12) with a length of 15 m. Has the comfortable EASY!Lock manual screw fitting on both sides.	<input type="checkbox"/>
High-pressure hose, 40 m, ID 12, 210 bar, 2 × EASY!Lock	36	6.110-060.0	With EASY!Lock manual screw fitting and lots of room for manoeuvre thanks to 40 m in length: High-pressure hose (DN 12) with EASY!Lock manual screw fitting on both sides. Suitable for working pressures up to 250 bar.	<input type="checkbox"/>
Longlife 400 with unions on both sides				
High-pressure hose Longlife, 1.5 m, ID 8, 400 bar, 2 × EASY!Lock	37	6.110-024.0	1.5 m short high-pressure hose (DN 8). Comfortable EASY!Lock manual screw fitting on both sides for robust and quick connections. Durable and designed for up to 400 bar pressure.	<input type="checkbox"/>
High-pressure hose Longlife, 1.5 m, ID 8, 400 bar, 1 × EASY!Lock / 1 × M22 × 1.5	38	6.110-069.0	1.5 m long high-pressure hose (DN 8) suitable for up to 400 bar pressure with double steel core. Connections: M 22 × 1.5, as well as the comfortable and quick EASY!Lock manual screw fitting.	<input type="checkbox"/>
High-pressure hose Longlife, 10 m, ID 8, 400 bar, 2 × EASY!Lock	39	6.110-038.0	Durable, 10 m long high-pressure hose (DN 8) with double steel core and EASY!Lock manual screw fitting on both sides and ANTI!Twist. Approved for 400 bar pressure.	<input type="checkbox"/>
High-pressure hose Longlife, 30 m, ID 8, 400 bar, 2 × EASY!Lock	40	6.110-023.0	Robust high-pressure hose with double steel core, ANTI!Twist and EASY!Lock manual screw fitting on both sides. Nominal size DN 8, 30 m long, for up to 400 bar pressure.	<input type="checkbox"/>
High-pressure hose Longlife, 20 m, ID 8, 400 bar, 2 × EASY!Lock	41	6.110-027.0	High-pressure hose with ANTI!Twist, EASY!Lock manual screw fittings and double steel core. 20 m long, nominal size DN 8, EASY!Lock manual screw fitting on both sides.	<input type="checkbox"/>
High-pressure hose Longlife, 15 m, ID 8, 400 bar, 2 × EASY!Lock	42	6.110-029.0	The double steel core ensures a particularly long life of this 15 m long high-pressure hose (DN 8), which is approved for pressures up to 400 bar.	<input type="checkbox"/>

■ Included in the scope of supply. □ Available accessories.

ACCESSORIES FOR HD 5/15 C


1.520-930.0



		Order no.	Description	
HIGH-PRESSURE HOSES				
Food industry version with unions on both sides				
High-pressure hose food grade, 15 m, ID 6, 250 bar, 2 × EASY!Lock	43	6.110-063.0	15 m long high-pressure hose (ID 6), food grade, with AVS hose reel connection, EASY!Lock hand screw connection and grey, non-marking outer covering.	<input type="checkbox"/>
High-pressure hose food grade, 10 m, ID 8, 250 bar, 2 × EASY!Lock	44	6.110-051.0	High-pressure hose (ID 6), 10 m long, with grey, non-marking outer covering. Approved for use in the food industry. With quick and robust EASY!Lock hand screw connection at both ends.	<input type="checkbox"/>
High-pressure hose food grade, 20 m, ID 8, 250 bar, 2 × EASY!Lock	45	6.110-052.0	Suitable for use in food industry: 20 m long high-pressure hose (ID 8) with grey, non-marking outer covering, ANTI!Twist and EASY!Lock hand screw connections.	<input type="checkbox"/>
Longlife food design with screw connections at both ends				
High-pressure hose food grade Longlife, 10 m, ID 8, 400 bar, 2 × EASY!Lock	46	6.110-053.0	With blue, non-marking and animal fat resistant outer covering: durable high-pressure hose (ID 8), 10 m long, ANTI!Twist and EASY!Lock hand screw connection at both ends.	<input type="checkbox"/>
High-pressure hose food grade Longlife, 20 m, ID 8, 400 bar, 2 × EASY!Lock	47	6.110-054.0	Durable high-pressure hose with double steel reinforcement and blue, non-marking and animal fat resistant outer covering. 20 m long with EASY!Lock hand screw connections.	<input type="checkbox"/>
Special hoses				
High-pressure hose curved, 1.5 m, ID 8, 400 bar, 1 × EASY!Lock / 1 × M22 × 1.5	48	6.110-068.0	For connection to hose reels: high-pressure hose, with M 22 × 1.5 connection and curved EASY!Lock hand screw connection. 1.5 m long, suitable for up to 400 bar working pressure.	<input type="checkbox"/>
POWER GENERATOR				
PGG 6/1	49	1.042-208.0	With a power rating of 5 kW, the petrol-operated synchronous generator PGG 6/1 impresses with up to 10 hours of independent power supply in many commercial and municipal applications.	<input type="checkbox"/>
ROTARY NOZZLES (DIRT BLASTERS)				
Dirt Blaster, small				
Dirt blaster, small, 035	50	4.114-019.0	The new performance dirt blaster (nozzle size 035) with rotating point jet makes a big difference: up to 50% higher cleaning and area performance than its predecessor.	<input type="checkbox"/>
Dirt blaster, large				
Dirt blaster, large, 035	51	4.114-040.0	The dirt blaster with rotating pencil jet offers 10 times better cleaning performance. Ceramic nozzle and bearing ring for a long service life. Further data: Max. 300 bar, 30 MPa, 85°C.	<input type="checkbox"/>
KÄRCHER POWER NOZZLE				
HP nozzle spray angle 0°				
Power nozzle 0°, 040	52	2.113-001.0	High-pressure nozzle with powerful jet for extremely stubborn dirt.	<input type="checkbox"/>
Power nozzle spray angle 15°				
Power nozzle 15°, 034	53	2.113-042.0	Flat jet nozzle for stubborn dirt.	<input type="checkbox"/>
Power nozzle spray angle 25°				
Power nozzle 25°, 034	54	2.113-000.0	Fan jet nozzle with 25° spray angle, suitable for large areas and removing stubborn dirt and stains.	<input type="checkbox"/>
Power nozzle spray angle 40°				
Power nozzle 40°, 040	55	2.113-003.0	Power nozzle with a 40° spray angle and fan jet, suitable for large areas and sensitive surfaces.	<input type="checkbox"/>
ECO!BOOSTER				
eco!Booster TR 033	56	2.113-085.0	eco!Booster with 50% higher area performance than the Kärcher power nozzle for cold and hot water high-pressure cleaners (nozzle size 033); ideal for delicate surfaces.	<input type="checkbox"/>

■ Included in the scope of supply. □ Available accessories.


ACCESSORIES FOR HD 5/15 C 1.520-930.0



		Order no.	Description	
QUICK CONNECT				
Quick coupling	57	2.115-000.0	For fast changes between different spray lances/accessories. Perfect for Kärcher spray unit, suitable for trigger gun/spray lance interface. With M 22 × 1.5 internal thread.	<input type="checkbox"/>
Male coupling	58	2.115-001.0	Hardened stainless steel male coupling for quick coupling 2.115-000. With M 22 × 1.5 external thread.	<input type="checkbox"/>
DRUM AND TANK CLEANING				
Add-on kit mud sucker	59	2.641-798.0	For connection to the high-pressure hose of Kärcher high-pressure cleaners: Powerful sludge suction cleaner for the retrofitting of high-pressure cleaners to dirt pumps.	<input type="checkbox"/>
OTHER HP ACCESSORIES				
Starting current limiter	60	2.637-495.0	Reduces starting current in single-phase supply and protects line fuse.	<input type="checkbox"/>
Jet gun	61	2.869-067.0	Short set-up time, easy transport, instant switch off - the jet gun is the affordable cleaning method for all kinds of small to medium-sized areas. Adjustable pressure/water volume.	<input type="checkbox"/>
DICHTUNGEN FÜR TR-GEWINDE				
Gasket set with 9x O-rings for TR thread	62	2.880-001.0		<input type="checkbox"/>
STEAM JET NOZZLE / NOZZLE PROTECTOR / ROLLOVER NOZZLE				
Rollover nozzle holder				
Owner of jets double brass	63	4.764-012.0	Rollover nozzle holder for contactless changeover from pencil jet to fan jet as well as low-pressure detergent injection via knurled nut. Without nozzle insert. (Additional type-specific power nozzle).	<input type="checkbox"/>
NOZZLE UNION / SPACER				
Nozzle union				
Nozzle screws	64	4.112-011.0	Nozzle screws with protectors for high-pressure and power nozzles	<input type="checkbox"/>
PIPE CLEANING				
Pipe cleaning hose, ID 6				
Hose assembly TR pipe cleaning DN6 14MPa	65	6.110-108.0	10 m flexible high-pressure hose (DN 6) for cleaning pipes (threaded connection for R 1/8 nozzle).	<input type="checkbox"/>
	66	6.110-109.0	The 20 m pipe cleaning hose is a highly flexible high pressure hose for pipe interior cleaning (threaded connection for nozzle R 1/8).	<input type="checkbox"/>
	67	6.110-110.0	30 m flexible high-pressure hose (DN 6) for cleaning pipes (threaded connection for R 1/8 nozzle).	<input type="checkbox"/>
Pipe cleaning hose, ID 6, 10 m, max. 250 bar	68	6.110-046.0	The 10 m pipe cleaning hose is a highly flexible high pressure hose for pipe interior cleaning (threaded connection for nozzle R 1/8).	<input type="checkbox"/>
Pipe cleaning hose, ID 6, 20 m, max. 250 bar	69	6.110-008.0	The 20 m pipe cleaning hose is a highly flexible high pressure hose for pipe interior cleaning (threaded connection for nozzle R 1/8).	<input type="checkbox"/>
Pipe cleaning hose, ID 6, 30 m, max. 250 bar	70	6.110-047.0	The 30 m pipe cleaning hose is a highly flexible high pressure hose for pipe interior cleaning (threaded connection for nozzle R 1/8).	<input type="checkbox"/>

Available accessories.

ACCESSORIES FOR HD 5/15 C 1.520-930.0



	Order no.	Description	
PIPE CLEANING			
Pipe cleaning hose, ID 6			
Pipe cleaning hose, ID 6, 10 m, max. 140 bar	71	6.110-048.0	10 m flexible high-pressure hose (DN 6) for cleaning pipes (threaded connection for R 1/8 nozzle). <input type="checkbox"/>
Pipe cleaning hose, ID 6, 20 m, max. 140 bar	72	6.110-049.0	The 20 m pipe cleaning hose is a highly flexible high pressure hose for pipe interior cleaning (threaded connection for nozzle R 1/8). <input type="checkbox"/>
Pipe cleaning hose, ID 6, 30 m, max. 140 bar	73	6.110-050.0	30 m flexible high-pressure hose (DN 6) for cleaning pipes (threaded connection for R 1/8 nozzle). <input type="checkbox"/>
Pipe cleaning nozzle			
Pipe cleaning dirt blaster D21/040	74	4.765-001.0	The forward-tilted rotating pencil jet removes the most stubborn dirt. The three backwards-tilted jets ensure the necessary forward movement, as well as convenient handling. <input type="checkbox"/>
Pipe cleaning dirt blaster D30/040	75	4.765-004.0	<input type="checkbox"/>
Pipe cleaning nozzle	76	5.763-015.0	16 mm pipe cleaning nozzle with internal thread. Various jet directions for environmentally-friendly cleaning of blocked drains and pipes. <input type="checkbox"/>
	77	5.763-020.0	<input type="checkbox"/>
	78	5.763-017.0	Pipe cleaning nozzle with inner thread. Different spray directions. The hose moves freely through the pipe. (R 1/8" connection, 3 × 30° backwards, diameter 30 mm.) <input type="checkbox"/>
Rotating pipe cleaning nozzle	79	6.415-428.0	Pipe cleaning nozzle with four rotating jets and inner thread. Different spray directions. The hose moves freely through the pipe. With R 1/8" connection. <input type="checkbox"/>
FLOOR AND HARD SURFACE CLEANER			
FR Classic surface cleaner			
FR Classic surface cleaner	80	2.111-016.0	The ideal entry-level model in the Kärcher surface cleaner range for cleaning surfaces indoors and outdoors. With splash guard and up to 150 bar working pressure. <input type="checkbox"/>
Hard Surface Cleaner FRV 30			
FRV 30 Surface Cleaner	81	2.111-010.0	With the integrated, automatic suction of the dirty water, the FRV 30 makes surface cleaning even more efficient and can be used in both inside and outside areas. There is no longer a need to rinse the surface after cleaning, since the dirty water can be discharged through the 5 m suction hose supplied. Additional quality features are the non-marking steering rollers and double ceramic bearing. Machine-specific nozzle kit must be ordered separately. Max. 250 bar / 1000 l/h / 60°C. <input type="checkbox"/>
Rubber lip for FRV 30	82	2.642-910.0	For smooth floors indoors. The squeegee increases the suction performance of the FRV 30 and minimises the amount of water remaining. This means the floor is dry in just a few minutes. <input type="checkbox"/>
Extension hose 5 m	83	4.440-939.0	5m extension hose for FRV 30. Connection sleeve included. <input type="checkbox"/>
Hose fastening attachment kit	84	2.642-528.0	Suction cup for fixing the suction hose to smooth surfaces. <input type="checkbox"/>

Available accessories.

ACCESSORIES FOR HD 5/15 C 1.520-930.0



		Order no.	Description	
FLOOR AND HARD SURFACE CLEANER				
Hard Surface Cleaner FRV 30				
Dirt trap attachment kit	85	2.642-532.0	Galvanised steel bucket for collecting coarse dirt and for fixing the suction hose in outside areas.	<input type="checkbox"/>
Hard surface cleaner FR 30				
FR 30 Surface Cleaner	86	2.111-011.0	Up to 10 times greater area performance compared with the conventional high-pressure jet. Plastic casing for optimal manoeuvrability, double ceramic bearing for long working times, flexible connection joint for optimal handling and integrated parking position. Machine-specific nozzle kit must be ordered separately. Max. 180 bar / 850 l/h / 60°C.	<input type="checkbox"/>
FR 30 Me surface cleaner				
Hard Surface Cleaner FR 30 Me	87	2.111-013.0	Hot water resistant stainless steel surface cleaner with double ceramic bearings, non-marking swivel castors and suction hose connection. Ideal for indoor cleaning, e.g. food industry.	<input type="checkbox"/>
Machine-specific nozzle kits for FR				
Nozzle kit for FR, 450 l/h - 500 l/h	88	2.640-482.0	Nozzle kit includes power nozzles and unions. For Kärcher surface cleaners (450 to 500 l/h).	<input type="checkbox"/>
Machine-specific nozzle kits for FRV				
Nozzle kit for FRV, 035	89	2.642-430.0	Machine-specific nozzle kit with Kärcher power nozzles and jet nozzle for FRV 30.	<input type="checkbox"/>
Machine-specific nozzle kits for FR Classic				
Nozzle kit for FR Classic, 034	90	2.885-313.0	Nozzle kit specifically for FR Classic surface cleaner.	<input type="checkbox"/>
FRV 30 Me surface cleaner				
FRV 30 Me Surface Cleaner	91	2.111-012.0	Thanks to automatic suction of the dirty water, the stainless steel FRV 30 Me Surface Cleaner makes surface cleaning more efficient in both inside and outside areas. Hot water cleaning up to 85°C.	<input type="checkbox"/>
Extension hose FRV 30 Me and FRV 50 Me	92	4.441-040.0	5 m extension hose for FRV 30 Me. Includes connecting adapter.	<input type="checkbox"/>
FOAM SYSTEMS				
Cup foam lance				
Cup foam lance Advanced 1, 400 l/h - 600 l/h	93	4.112-063.0	High-quality and robust cup foam lance Advanced 1 with spray angle adjustment and main body made of Ecobrass. Suitable for Kärcher high-pressure cleaners with a flow rate of 400 to 600 l/h.	<input type="checkbox"/>
Cup foam lance DUO Advanced 1, 400 l/h - 600 l/h	94	4.112-067.0	DUO Advanced 1 cup foam lance with two-litre detergent tank and direct switching to high-pressure cleaning. Suitable for Kärcher pressure washers with a flow rate of 400 to 600 l/h.	<input type="checkbox"/>
Cup foam lance Basic 1, 350 l/h - 600 l/h	95	4.112-053.0	For high-pressure cleaners with a flow rate of 350-600 l/h: new, robust and very high-quality Basic 1 cup foam lance with outstanding foam quality while consuming half as much cleaning agent.	<input type="checkbox"/>
1-litre cleaning agent container for cup foam lance basic	96	5.071-414.0	For the quick change of the cleaning agent: Additional 1 litre cleaning agent container for basic foam lance (2.112-053.0, 2.112-054.0 and 2.112-055.0).	<input type="checkbox"/>
1-litre cleaning agent container for cup foam lance advanced	97	6.414-050.0	Additional 1-litre cleaning agent container for quick replacement of the cleaning agent (for foam lance 2.112-017.0 and 2.112-018.0).	<input type="checkbox"/>
Inno Foam Kit				
Inno Foam Set with detergent injector	98	2.112-000.0	High-pressure foam system with double lance (foam nozzle and high-pressure jet for rinsing). For use with mobile and stationary high-pressure and HDS pressure cleaners for cleaning or disinfection.	<input type="checkbox"/>

Available accessories.

ACCESSORIES FOR HD 5/15 C 1.520-930.0



	Order no.	Description		
FOAM SYSTEMS				
Easy Foam Set				
Easy Foam Set with RM injector	99	2.112-010.0	HP foam system for use with HD/HDS units for cleaning and disinfecting. Foam nozzle for connection to lance and HP chemical injector with precision 0-5% metering valve. The machine specific nozzle kit has to be ordered separately.	<input type="checkbox"/>
Nozzle kits for Inno/Easy Foam Set				
Nozzle kit 055 for Inno / Easy Set 500-600 l/h	100	2.111-009.0	Optimal adaptation to different machine outputs for economic use.	<input type="checkbox"/>
Foam nozzle mounting kit				
Foam nozzle attachment kit	101	2.112-013.0	Foaming agent kit. The foam nozzle is ideal for use in sanitary areas and the food industry and wherever long application times are necessary.	<input type="checkbox"/>
MIXERS AND INJECTORS				
Cleaning agent injector				
Cleaning agent injector for high and low pressure (without nozzles)	102	4.637-032.0	Detergent injector for independent high and low pressure dosage. Maximum dosage about 15%.	<input type="checkbox"/>
Cleaning agent injector for high pressure (without nozzle)	103	4.637-033.0	Cleaning agent dosage at high pressure 3 - 5 %	<input type="checkbox"/>
Machine-specific nozzle kit with order no. 4.637-033.0				
Nozzle kit HD 500-700 l/h	104	4.769-005.0	For HD 500 - 700 l/h. Consists of nozzle insert + HP power nozzle + union	<input type="checkbox"/>
Nozzle insert with order no. 4.637-032.0				
Nozzle insert up to 1,100 l/h - high pressure	105	4.769-003.0	Nozzle insert for detergent injector 3.637-001 for high-pressure detergent application. For high-pressure cleaners with a water flow rate up to 1100 l/h.	<input type="checkbox"/>
Nozzle insert up to 1,100 l/h - low pressure	106	4.769-001.0	For low pressure with machines up to 1.100 l/h	<input type="checkbox"/>
COUPLING PARTS				
Rotary coupling				
Rotary coupling	107	4.111-021.0	Reliably prevents twisting of HP hoses. Connection Easy!Lock. Handle protection	<input type="checkbox"/>
Connector				
Screw socket for surface cleaners and Servo Control controllers	108	4.111-022.0	For attaching high-pressure nozzles and accessory parts to the HD trigger gun (with nozzle screws) - 1 × M 22 × 1.5/1 × M 18 × 1.5.	<input type="checkbox"/>
Y distributor	109	4.111-024.0	Offers the option to connect two spray units to the machine. Installation on the high pressure outlet.	<input type="checkbox"/>
Short spray unit	110	4.111-038.0	For attaching high-pressure nozzles and accessory parts to HP trigger gun (with nozzle screws). Not compatible with triple nozzles.	<input type="checkbox"/>
EASY!Lock adapter				
Adapter 1 M22AG-TR22AG	111	4.111-029.0	Adapter 1 to connect the old hose with the new hose	<input type="checkbox"/>
Adapter 2 M22IG-TR22AG	112	4.111-030.0	Adapter 2 to connect the old device with the new hose and the old gun with the new hose	<input type="checkbox"/>

Available accessories.

ACCESSORIES FOR HD 5/15 C 1.520-930.0



		Order no.	Description	
COUPLING PARTS				
EASY!Lock adapter				
Adapter 3 M22IG-TR22AG	113	4.111-031.0	Adapter 3 to connect the old gun with the new spray lance and new servo regulator	<input type="checkbox"/>
Adapter 4 TR22IG-D11	114	4.111-032.0	Adapter 4 to connect the new gun with the old swivel hose	<input type="checkbox"/>
Adapter 5 TR22IG-M22AG	115	4.111-033.0	Adapter 5 to connect the new gun with the old spray lance and new servo regulator with the old spray lance	<input type="checkbox"/>
Adapter 6 TR22IG-M22AG	116	4.111-034.0	Adapter 6 to connect the new device with the old hose and the old hose with the new gun	<input type="checkbox"/>
Adapter 7 M18IG-TR20AG	117	4.111-035.0	Adapter 7 to connect the old spray lance with the new nozzle	<input type="checkbox"/>
Adapter 8 TR20IG-M18AG	118	4.111-036.0	Adapter 8 to connect the new spray lance with the old nozzle	<input type="checkbox"/>
Adapter hose extension 9 TR	119	4.111-037.0	Adapter 9 to connect the new hose with the new hose	<input type="checkbox"/>
Adapter 12 rotary coupling EASY!Lock 22 IG - M22 x 1.8 AG	120	4.111-046.0	Rotatable adapter for connecting EASY!Force high-pressure gun and high-pressure hoses with M 22x1.5 connection	<input type="checkbox"/>
HOSE REELS				
Automatic, self-winding hose reels for wall mounting				
Automatic plastic hose reel incl. high-pressure hose, 15 m	121	2.639-257.0	Spring-mounted and ready-to-use automatic hose reel for wall mounting. Simplifies handling of the high-pressure hose, shortens set-up times and increases occupational safety.	<input type="checkbox"/>
Automatic hose reel, powder-coated steel / plastic, 20 m	122	6.392-074.0	Automatic hose reel for 20 m high-pressure hose. The console is made from powder-coated steel, the drum is made from plastic.	<input type="checkbox"/>
Automatic stainless steel / synthetic material hose drum, 20 m	123	6.392-083.0	Automatic hose reel for 20 m high-pressure hose. The console consists of stainless steel, the drum is made from plastic.	<input type="checkbox"/>
Automatic hose reel, coated, 20 m	124	6.392-106.0	Automatic hose reel of durable plastic. Painted steel bracket. Suitable for 20 m high-pressure hose.	<input type="checkbox"/>
Hose reel, automatic, basalt grey-coated, 20 m	125	6.392-105.0	Automatic hose reels provide the highest level of safety and convenience for winding and unwinding HP hoses. For example: order no. 6.110-011.0 (ID 8, 20 m, 315 bar) or order no. 6.110-028.0 (ID 8, 20 m, 400 bar Longlife).	<input type="checkbox"/>
Automatic hose reel, stainless steel, includes swivel holder, 20 m	126	6.392-076.0	Automatic stainless steel hose reel. With swivel holder. Suitable for 20 m high-pressure hose.	<input type="checkbox"/>

Available accessories.


ACCESSORIES FOR HD 5/15 C 1.520-930.0



	Order no.	Description		
HOSE REELS				
Automatic, self-winding hose reels for wall mounting				
Automatic stainless steel hose reel, 40 m	127	6.392-442.0	Automatic hose reels provide the highest level of safety and convenience for winding and unwinding HP hoses. Compatible high-pressure hose, e.g. order no. 6.110-076.0 (ID 8, 40 m, 400 bar, 1x hose reel connection attachment kit).	<input type="checkbox"/>
Zinc-coated swivel holder	128	2.639-931.0	Swivel holder for automatic hose reel wall mounting. For maximum action radius and flexibility of high-pressure hose. Rotatable 120°. Galvanised steel.	<input type="checkbox"/>
Stainless steel swivel holder	129	2.641-867.0	Swivelling wall bracket made of high-grade steel (for 2.641-866). This makes maximum flexibility and convenience possible when working with the HP hose.	<input type="checkbox"/>
FACADE AND SOLAR PANEL CLEANING				
Brushes				
Drive for roller brush 500	130	4.762-584.0	Hydraulic drive for rotating roller brushes. For cleaning façades or solar power installations with our professional high-pressure cleaners. Installation on spray lance or telescopic lance.	<input type="checkbox"/>
Splash guard for roller brush 500	131	4.762-621.0	Splash guard with velcro fastening for rotating roller brush. Clear view of the brush thanks to transparent film, with protection against splashes at the same time.	<input type="checkbox"/>
Roller brush 500 soft	132	4.762-623.0	Soft brush attachment for use with hydraulic drive (4.762-584.0). Ideal for glass and solar power installation cleaning. Easy quick-change system and secure mounting on drive.	<input type="checkbox"/>
Roller brush 500 medium	133	4.762-624.0	Medium-hard brush attachment for use with hydraulic drive (4.762-584.0). Suitable for sensitive façades, foils and fabrics. Easy and safe quick-change system.	<input type="checkbox"/>
Roller brush 500 hard	134	4.762-625.0	Hard brush attachment for use with hydraulic drive (4.762-584.0). For rough façades, stone and wooden patios. Safe and easy quick-change system.	<input type="checkbox"/>
Brush hard	135	6.960-133.0	Brush with hard bristles for cleaning industry facades and floor coverings and removing coarse dirt. Simple installation on telescopic lances or high-pressure lances from Kärcher.	<input type="checkbox"/>
Brush medium	136	6.960-134.0	Optimally cleans facades, roller shutters and textile fabrics: the brush with medium-hard bristles for fast and simple attachment to telescopic lances or high-pressure lances from Kärcher.	<input type="checkbox"/>
Brush soft	137	6.960-135.0	For simple installation on telescopic lances or high-pressure lances from Kärcher: brush with soft bristles for deep cleaning of sensitive surfaces such as glass or solar systems.	<input type="checkbox"/>
Telescopic lances				
TL low pressure adapter	138	4.580-097.0	TL low-pressure adapter comprising ball valve for tool-free installation on telescopic lances. Ideal for applications with rotating high-pressure brushes.	<input type="checkbox"/>
Telescopic lance TL 7 F	139	4.762-609.0	Telescopic lance TL 7 F with up to 7 m reach made from robust and lightweight glass fibre. With practical quick-release fasteners for simple retraction and extension.	<input type="checkbox"/>
Telescopic lance TL 7 H	140	4.762-610.0	Multifunctional hybrid telescopic lance TL 7 H made of rigid and lightweight carbon-glass fibre mix. Telescopic thanks to quick-release fastenings. Up to 7 m reach.	<input type="checkbox"/>

Available accessories.

ACCESSORIES FOR HD 5/15 C 1.520-930.0



	Order no.	Description		
FACADE AND SOLAR PANEL CLEANING				
Telescopic lances				
Telescopic lance TL 10 H	141	4.762-611.0	Up to 10 m reach: hybrid telescopic lance TL 10 H. Comprising carbon-glass fibre mix and suitable for multifunctional use. Simple retraction and extension thanks to quick-release fasteners.	<input type="checkbox"/>
Telescopic lance TL 10 C	142	4.762-612.0	Carbon fibre telescopic lance TL 10 C. With up to 10 m reach and practical quick-release fasteners. Multifunctional use for cleaning facades, windows or solar panels.	<input type="checkbox"/>
Telescopic lance TL 14 C	143	4.762-613.0	Maximum rigidity with minimum weight: telescopic lance TL 14 C made from carbon fibre. Enormous reach of 14 m, multifunctional use and easy to use thanks to quick-release fasteners.	<input type="checkbox"/>
TL high pressure adapter	144	4.775-154.0	TL high-pressure adapter, flexible high-pressure gun for high-pressure cleaning with telescopic lances. Ergonomic, easy to install, suitable for right- and left-handed individuals.	<input type="checkbox"/>
WET BLASTING ATTACHMENT				
Wet blasting attachment (without nozzle)				
Wet blasting attachment with flow control (without nozzles)	145	4.115-000.0	Paint, rust and scale removal made easy: Kärcher wet blasting attachment with flow control for adding blasting abrasive to the high-pressure jet.	<input type="checkbox"/>
Wet blasting attachment without flow control (nozzles not included)	146	4.115-006.0	Addition of spray agent to the high pressure jet. For paint stripping, rust removal and descaling. Assembly on spray lance instead of high-pressure nozzle. Without water flow regulation	<input type="checkbox"/>
Nozzle kits for wet jet unit				
Nozzle kit for wet jet unit 035	147	2.112-021.0	Nozzle kit with wet blasting nozzle and nozzle insert (type specific). For optimal Kärcher wet blasting attachment performance. Only in combination with wet blasting attachment 4.115-000.0 4.115-006.0.	<input type="checkbox"/>
Boron carbide nozzle				
Boron carbide nozzle, for machines up to 1,000 l/h	148	6.415-084.0	In addition to nozzle packs. Very wear-resistant nozzle with boron carbide chuck for continuous-duty operation.	<input type="checkbox"/>
WATER CONNECTION				
Geka coupling				
Geka connector with hose barb, R 1/2"	149	6.388-461.0	with hose liner	<input type="checkbox"/>
Geka connector with hose barb, R 3/4"	150	6.388-455.0		<input type="checkbox"/>
Geka connector with hose barb, R 1"	151	6.388-465.0	with hose barb	<input type="checkbox"/>
Geka connector with inner thread, R 3/4"	152	6.388-473.0	with female thread	<input type="checkbox"/>
Suction filter				
Water suction filter	153	6.414-956.0	Suitable for ponds, storage tanks or similar, polyamide filter casing, stainless steel strainer, 800 µm mesh, R 3/4" and R 1" connection, without non-return valve	<input type="checkbox"/>
Suction filter with check valve	154	4.730-012.0	Brass suction filter suitable for ponds, storage tanks, etc. With check valve.	<input type="checkbox"/>

Available accessories.

ACCESSORIES FOR HD 5/15 C 1.520-930.0



156



157



158



159



160



161



162

		Order no.	Description	
WATER CONNECTION				
Water fine filter				
Universal water fine filter, 25 µm	155	2.637-020.0	Water fine filter, mesh size 25 µm, max. temperature 50 °C. Protects the machine from small dirt particles in the water. Water volume up to 1200 l/h. 3/4" connection, with 1" adapter.	<input type="checkbox"/>
Water fine filter, with adapter	156	4.730-102.0	Fine-mesh water filter, 125 µm, max. temperature 50°C. Protects the high-pressure cleaner from dirt particles contained in the water. Water flow rate up to 1200 l/h. Connection 3/4", with adapter, 1".	<input type="checkbox"/>
Water supply hose				
Water supply hose	157	4.440-038.0	NW 13 R1" / R 3/4", up to 30 °C	<input type="checkbox"/>
	158	4.440-207.0	NW 19 R1" / R 3/4", up to 85 °C, for pick-up	<input type="checkbox"/>
WASHING BRUSHES				
Push-on washing brush				
Push-on wash brush	159	4.113-001.0	For universal use for surface cleaning. Mounted using clamp directly at the spray lance. TR thread connection	<input type="checkbox"/>
	160	4.762-497.0	The wash brush is fitted directly onto the devices' new dual and triple nozzles using clamping.	<input type="checkbox"/>
Rotating washing brush				
Rotating wash brush for < 1000 l/h machines, nylon bristles	161	4.113-004.0	The rotating wash brush gently removes fine dust and traffic film from all surfaces. Temperature resistant up to 60°C. (M 18 × 1.5, replaceable brush insert).	<input type="checkbox"/>
Rotating wash brush for < 800 l/h machines, natural bristles	162	4.113-003.0	Driven by water stream. Gently removes fine dust and traffic film from any surface. Temperature resistant up to 60°C, M 18 × 1.5 (replaceable brush insert).	<input type="checkbox"/>

Available accessories.