

Sensor and Camera Cleaning





Sensor Cleaning

No more dust on the sensor!

Every camera sensor will gather dirt over the long term – from the air when changing the lens (static charging) or from within because of mechanical abrasion. Granted, for retouching a picture it is mostly not a problem to just wipe off a few little smudges with the stamping tool. However, when there are lots of pictures it quickly becomes annoying.

Every particle on the sensor makes itself noticeable through dark spots on the image. If these “culprits” are always located in the same place in the picture this means that the sensor is dirty. Unfortunately, in addition the automatic sensor cleaning often does not here lead to a satisfactory result.

This is where the Rollei sensor brushes come in, for you to simply wipe away dirt and dust – carefully and with a steady hand.

Sensor Cleaning

No more dust on the sensor	3
5 Tips for Sensor Cleaning	
8 Steps towards a Clean Sensor	4
Sensor Cleaning	5
Sensor Cleaning Set	6
for Full Frame Cameras and	
for Cameras with APS-C Sensor	
Sensor Cleaning Accessories	7
Sensor Brushes, Sensor Cleaning Fluid	

Camera Cleaning

Equipment always ready for use	8
5 Steps towards a Clean Camera	
Cleaning Sets for Object Lenses	9
Camera Cleaning Accessories	10
Cleaning Fluid, Camera Air Blower, Camera Lens Pen,	
Microfibre Cloths, Lens Cleaning Gloves	



If the sensor is dirty, ugly spots become visible on the images.






If the sensor is clean, the result is an impressive high-quality image.

5 Tips for Sensor Cleaning

1. Constantly check your images for spots.
2. Make sure the battery is fully charged.
3. Ensure that the environment is as dust-free as possible.
4. Wear suitable gloves.
5. Use a new sensor brush each time you clean.

8 Steps towards a Clean Sensor – Simple and Safe!!

1. Charge the battery fully.
2. Take a picture. Look carefully to see exactly where the smudges are located on the image.
3. Now, put on the Rollei Cleaning Gloves.
4. Now, clean the sensor with the Rollei Camera Air Blower.
5. Next, wipe the sensor dry (!) with a new Rollei Sensor Brush.
6. Take a photo for test purposes.
7. If needed, clean the sensor with the Rollei Sensor Cleaning Fluid. Use no more than one drop.
8. Finally, take a test photo and check whether all spots have disappeared. If this is not the case, please repeat the process as often as it is needed until the test photo is spotless.



Sensor Cleaning for Full Frame Cameras

For professional wet or dry cleaning of the camera sensor

Performed in a dust-free environment



Sensor Cleaning for Cameras with APS-C Sensor

For professional wet or dry cleaning of the camera sensor



Sensor Cleaning with Rollei Professional Cleaners

- Simple to do
- Totally reliable
- You can do it yourself with complete ease

Sensor Cleaning Set

Sensor Cleaning Set for full frame cameras

Included in delivery: 12x sensor brushes (24 mm width), Individually vacuum-packed and dust-free, 1x Sensor Cleaning Fluid (15 ml)



Sensor Cleaning Set for cameras with APS-C sensor

Included in delivery: 12x sensor brushes (16 mm width), individually vacuum-packed and dust-free, 1x Sensor Cleaning Fluid (15 ml)



Sensor Cleaning Accessories


Sensor brushes for full frame cameras

These 10 sensor brushes (24 mm width) for professional wet or dry cleaning come individually vacuum-packed and dust-free.



Sensor brushes for cameras with APS-C sensor

These 10 sensor brushes (16 mm width) for professional wet or dry cleaning come individually vacuum-packed and dust-free.



Sensor Cleaning Fluid, 30 ml

For professional wet cleaning of full frame and APS-C sensors, to effectively remove dust or condensation spots. Sensor brushes are needed in addition for this cleaning.





Lens Cleaning Set

- For effective dry cleaning of lenses, filters and displays
- Included in delivery: 1x air blower, 1x lens pen, 1x microfibre cloth (23 x 23 cm)



Lens Cleaning Set

- For effective dry cleaning of lenses, filters and displays
- Included in delivery: 1x cleaning brush, 1x lens cleaning fluid, 1x microfibre cloth



Camera Cleaning

Equipment always ready for use!

Before using, it's best to clean the lenses because dust, water spots or finger-marks dirty the lenses and cause faults in the image. If you have ever had to touch up these "spots" afterwards on all your photos, then you know: It's no fun at all!

But grains of sand are also capable of getting stuck in the lens mechanism, so be sure also to clean and take care of the camera itself regularly. This means including the display as well, of course – for better image control both before and after taking your photo.

5 Steps towards a Clean Camera

1. Wear suitable gloves.
2. Take off the lens and close the camera body with a cover cap.
3. Now, take a brush and clean the camera and places that are difficult to access.
4. Clean the front and rear glass of lenses.
5. Take test photos in order to run a check.

Camera Cleaning Accessories

Lens Cleaning Fluid, 60 ml

This lens cleaning fluid is a special cleanser for cleaning lenses without smudging. With its high cleaning efficiency, the fluid provides professional-standard cleaning of lenses and filters.

The lens cleaning fluid is alcohol-free and contains no toxic or flammable additives.



Camera Air Blower

This elegant and highly effective air blower removes dust simply and safely from cameras, lenses and filters. The soft rubber tip prevents scratching if there is any contact.



Camera Lens Pen

The Rollei Camera Lens Pen with its coated and rounded cleaning edge effectively removes fingermarks, grease spots and dust. Clean the lenses first with the soft nylon brush.



Camera Cleaning Accessories


1 Camera Microfibre Cloth

Dust-free microfibre cloth* (23 x 23 cm) effectively cleans lenses and displays.




2 Lens Cleaning Cloths

Super-fine microfibre cloths* (23 x 23 cm) for effective dry cleaning of lenses, displays and filters.



5 Lens Cleaning Cloths

Lens cleaning cloths* (15 x 15 cm) are used for effective cleaning of lenses and filters.



Lens Cleaning Gloves

These anti-static cleaning gloves (Size M or L) are ideal for cleaning cameras, lenses and camera sensors. Very comfortable to wear and the PU coating gives optimal grip.



*All microfibre cloths can be washed and re-used several times without the microfibre losing its excellent quality features. Use a liquid detergent without a fabric softener.

Tip: Want to bring your photography up a notch? We have just the right thing for you: Rollei Pro Square Filters and Pro Filter Holder Systems.

You will find further information about our range of filters on the internet under www.rollei.com/filter

Distribution:

Rollei GmbH & Co. KG
In de Tarpen 42
22848 Norderstedt

Service Hotline Germany:

+49 40 270750270

**Rollei Return Service
Germany:**

Denisstraße 28a
67663 Kaiserslautern



www.rollei.com/social